

# **Amalgamations**

**for solo string instrument**

**(2019)**

**By Sophie L. Stone**

**Instrumentation:** solo string instrument






**Duration:** open

**Movements:** performed singularly or in succession after a short pause

**Pitch:**

- A. Any pitch/s
- B. Low note/s
- C. Middle note/s
- D. No sound
- E. High note/s
- F. Highest possible pitch
- G. Lowest possible pitch



**Dynamics:**

- i. *pp*
- ii.  *p*
- iii. *p* 
- iv. As quiet as possible
- v.  *mp*
- vi. *pp*  *p*
- vii. *p*  *pp*

**Sound:**

1. A single sustained note
2. A single note followed by a silence of the same length (repeat)
3. Sustain double stops
4. Sustain a double stop followed by a silence of the same length (repeat)
5. Bow the instrument body
6. Multiple notes played slowly in any rhythm/order
7. No sound

**Technique:**

- I. Very slow vibrato
- II. 
- III. sul pont. → sul tasto
- IV. sul tasto → sul pont.
- V. On the scroll
- VI. sul pont. and 
- VII. Behind the bridge → sul tasto

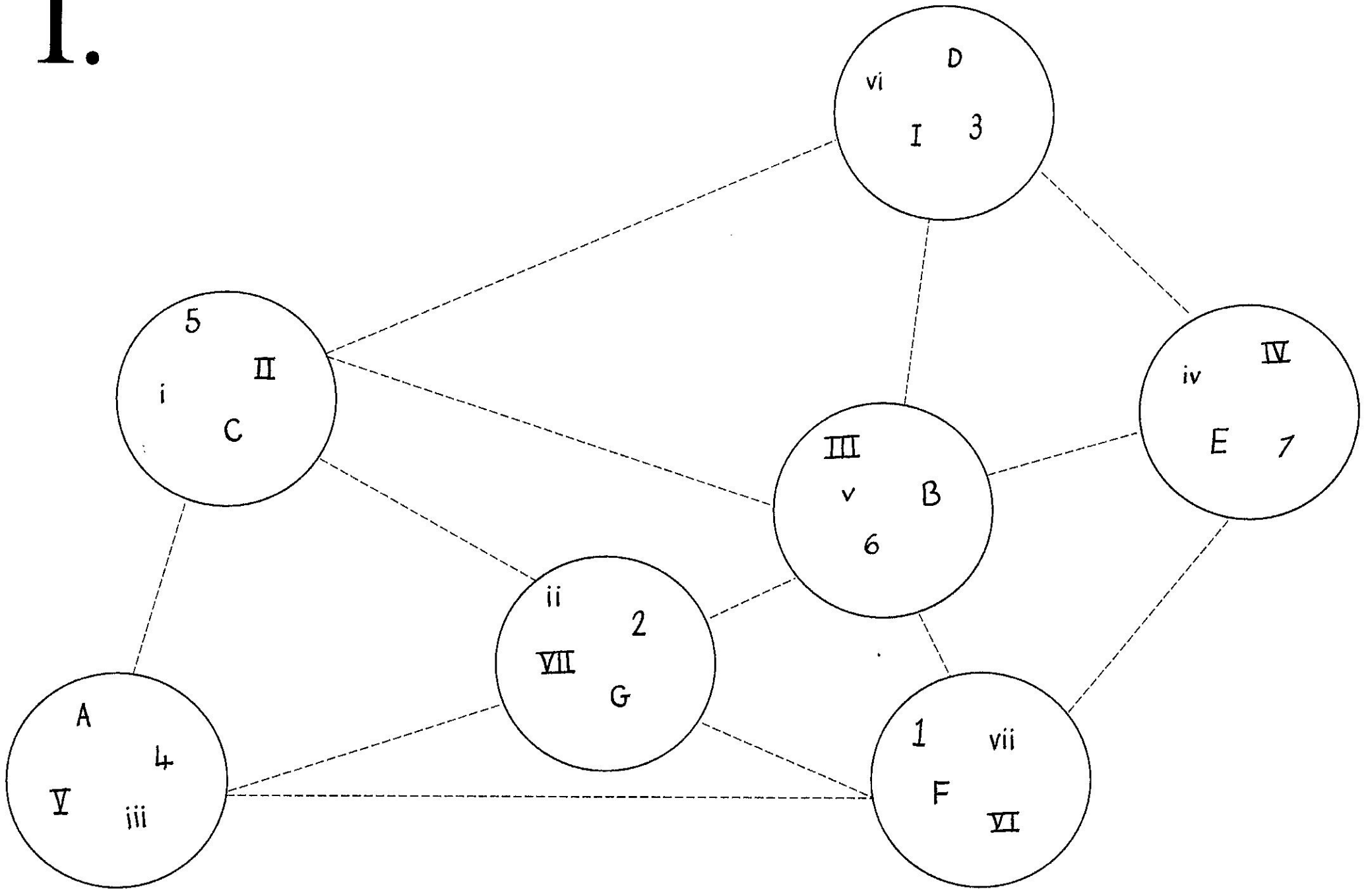
## **Movement I:**

Choose a circle to start. Play all the instructions within this circle (simultaneously or gradually layering each instruction). Choose a path and, for each circle visited, change one or more instructions to fit that circle. Circles may be visited multiple times or not at all. The movement will end somewhere.

## **Movement II:**

Choose an instruction to start and, at random, choose other instructions that will either replace or add to the previous instruction. The performance will remain silent until an instruction for sound is reached. The movement will end somewhere.

# I.



# II.

