

Team-working in Radiology: What is possible?

NICK WOZNITZA^{1,2}, KEITH PIPER², CARL RATCLIFF¹ NIAMH MCGUINNESS¹ & SUSAN ROWE¹

1 – RADIOLOGY DEPARTMENT, HOMERTON UNIVERSITY HOSPITAL, LONDON, UK

2 – SCHOOL OF ALLIED HEALTH PROFESSIONS, CANTERBURY CHRIST CHURCH UNIVERSITY, KENT, UK




Why advanced practice radiography?

- Sustained and significant increases in radiology activity¹
- Chronic shortage of consultant radiologists²
- Escalating costs
- Radiographers fundamental to the diagnostic pathway

Aim & Objectives

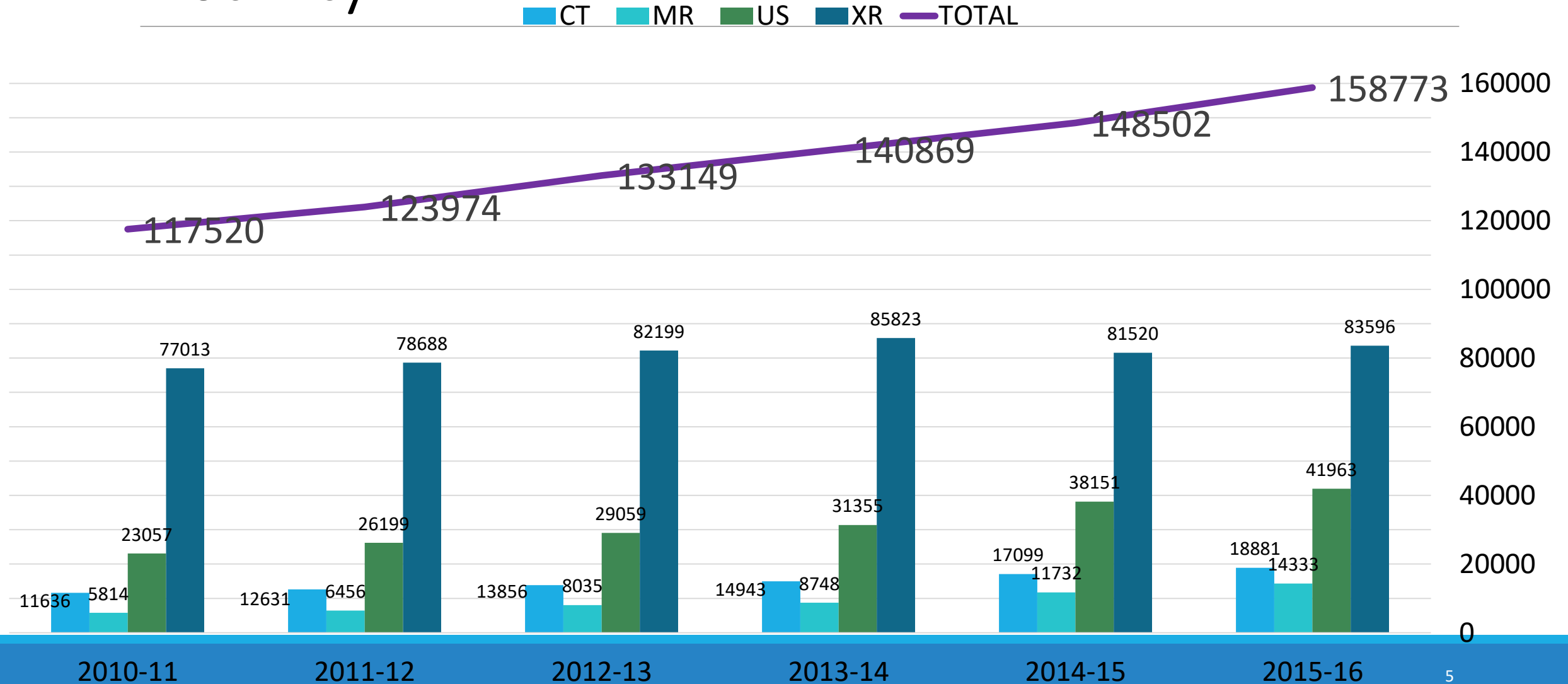
- Expand contribution of radiographer advanced practice
- Meet anticipated activity increased
- Maintain/improve reporting times



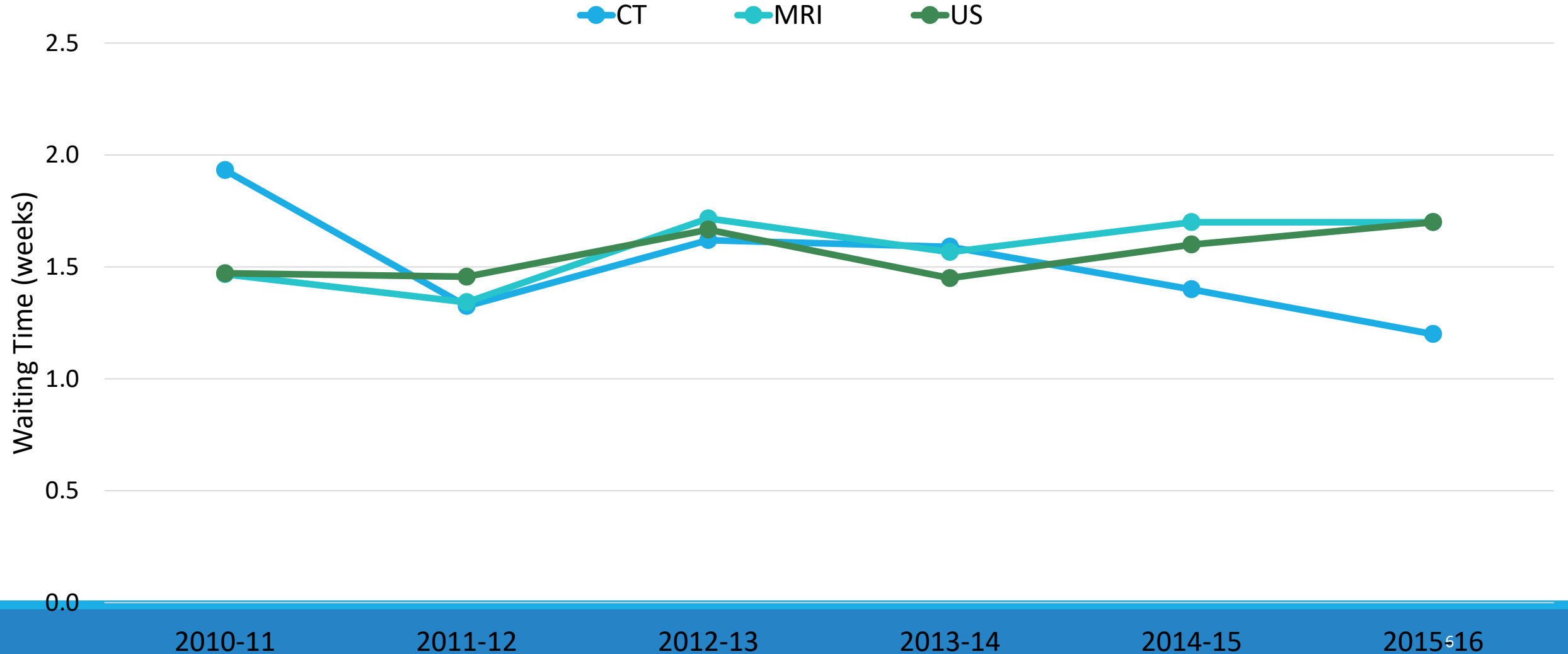
Methodology

- Continuous service evaluation at single radiology department in the UK
- Key metrics used previously¹
 - Departmental activity
 - Waiting times
 - Reporting times

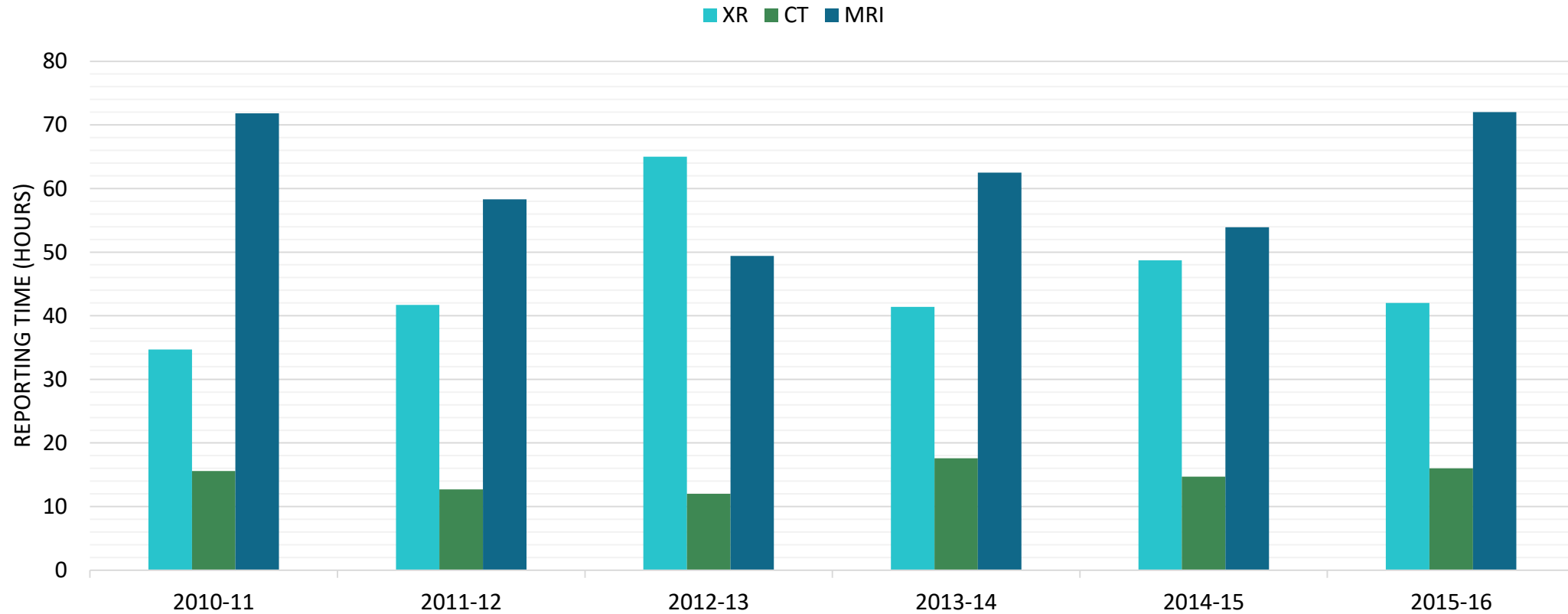
Activity



Waiting times



Radiology Reporting Times



Contribution of Advanced Practitioners

2013-14



**3 Consultant
Radiologists**

2014-15



**4.5 Consultant
Radiologists**

2015-16



**6 Consultant
Radiologists**

Implications for practice

High resource settings

- increasing demands
- escalating costs
- restrained budgets

Low resource settings

- radiographer/sonographer in all departments
- limited radiologist cover
- effective use of resources
- improved patient & clinician service

Key Learning Points

- Team-based approach essential
- Radiographer reporting provides a significant contribution
- Effective, efficient, safe
- Essential component of patient focused service

Questions?

nicholas.woznitza@nhs.net

 @xray_nick